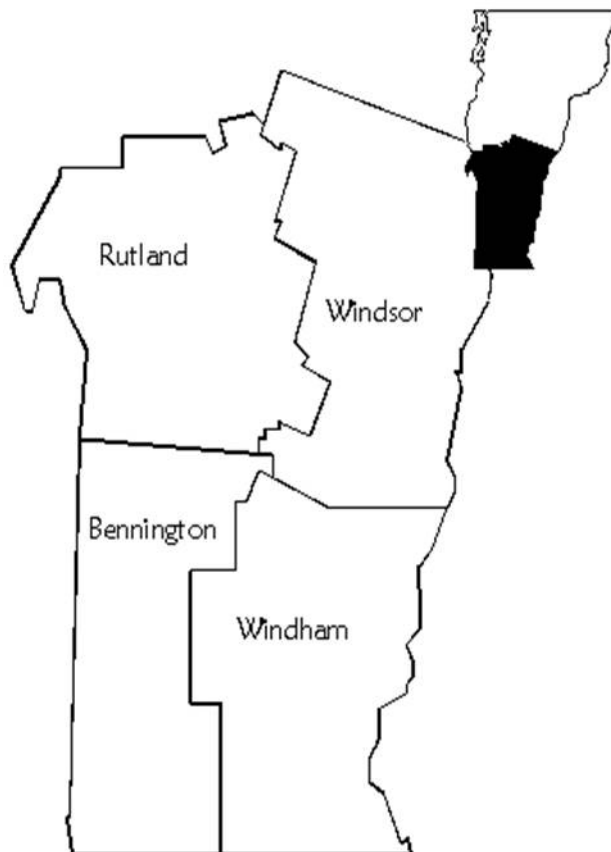


Southern Vermont Area Health Education Center

The Southern Vermont AHEC region consists of the four southern counties of Bennington, Rutland, Windham and Windsor counties. This region is bordered by three states – New Hampshire, Massachusetts and New York.

Total 2009 population for the four-county region is 199,455, slightly down from 2008's census count of 200,077.



Southern Vermont AHEC is a non-profit organization that focuses on rural health care workforce development to meet the needs of health care professionals and communities in southern Vermont.

365 Summer Street, Suite 151, Springfield, VT 05156

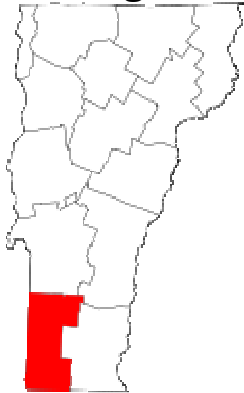
802-885-2126 888-758-0676 www.svahec.org

Bennington County Snapshot

Overview

Bennington County is located in southwestern Vermont, and has the distinction of being Vermont's oldest county, formed by a vote in the first general assembly in 1778. Rutland County is adjacent to the north, while Berkshire County in Massachusetts lies due south. No Interstate runs through the County. State routes #7, #9, #100 and #30 and #11 are the main state roads through the region.

Bennington County



Overview

(<http://quickfacts.census.gov/qfd/states>)

Population (2009 est): 36,411

Area: 676 square miles

Population Density (2000): 54.7 per square mile (compared to VT average of 65.8)

Largest Cities/Towns (2008 est):

- Bennington: 15,082
- Manchester: 4,267

Population

Counties by town:

<http://crs.uvm.edu/census/estimates/town/2008/mcd.xls>

Bennington County: 36,411 (2009 Estimate)

Arlington Town	2,424	Rupert Town	704
Bennington Town	15,082	Sandgate Town	354
Dorset Town	2,111	Searsburg Town	90
Glastenbury	15	Shaftsbury Town	3,697
Landgrove Town	137	Stamford Town	788
Manchester Town	4,267	Sunderland Town	913
Peru Town	424	Winhall Town	788
Pownal Town	3,465	Woodford Town	389
Readsboro Town	763		

Aging Population



Like the rest of Vermont, Bennington County is aging rapidly. For 2007, 18.1% of the population is 65 years or older, one of the highest percentages in southern Vermont. http://www.vtlni.info/profile2009_main.pdf

Socioeconomic Indicators



Race (2009): (<http://quickfacts.census.gov/>)

- White, 97.1%
- Black, 0.8%
- Asian, 1.0%
- Native American, 0.2%
- Hispanic or Latino, 1.6%
- * Persons reporting two or more races, .9%

Language other than English spoken at home: 4.4% (2000)

(<http://quickfacts.census.gov/>)

Per Capita Income (2007): \$40,758 (Vermont economic and demographic profiles series 2009)

<http://www.vtlmi.info/profile2009.pdf>

Median Household Income (2008): \$45,029 (<http://quickfacts.census.gov/>)

Annual Wage (2007): \$34,204 (Vermont economic and demographic profiles series 2009)

<http://www.vtlmi.info/profile2009.pdf>

Population Below Poverty Line (2008):

- 12.2% (<http://quickfacts.census.gov/>)



For information on **cultural competency**, visit the Champlain Valley AHEC web site for a complete handbook at:

<http://www.cvahec.org/CulturalCompetency.htm>

Households (2000): <http://.quickfacts.census.gov/>)



- 14,846 households total countywide
- Average household size: 2.41
- Median household income (2008): \$45,029
- Persons under 5 years old, percent, 2008, 5.3% (VT 5.3%)
- Persons under 18 years old, percent, 2008: 20.1% (VT 20.8%)
- Persons 65 years and older, percent, 2008: 19.1% (VT 13.9%)
- Language other than English spoken at home, 2000: 4.4% (VT 5.9%)
- 27% of the population is a college graduate. (VT 33%)

(Health Status Report 2008 Appendix, 2000 Census Data, Vermont Dept of Health)

Major Employment Industries, (2007 Economic Census)

[http://factfinder.census.gov/servlet/IBQTable?_bm=y&-geo_id=05000US50025&-filter=OPTAX:in:A&-ds_name=EC0700A1&-dataitem=GEO_ID\\$|NAICS2007|NAICS2007\\$|ESTAB|RCPTOT|PAYANT|EMP&-NAICS2007=21|22|23|31-33|42|44-45|48-49|51|52|53|54|55|56|61|62|71|72|81](http://factfinder.census.gov/servlet/IBQTable?_bm=y&-geo_id=05000US50025&-filter=OPTAX:in:A&-ds_name=EC0700A1&-dataitem=GEO_ID$|NAICS2007|NAICS2007$|ESTAB|RCPTOT|PAYANT|EMP&-NAICS2007=21|22|23|31-33|42|44-45|48-49|51|52|53|54|55|56|61|62|71|72|81)

Largest employers in Bennington County based on number of paid employees:

1) Health care and Social Assistance; 2) Arts, Entertainment, and Recreation

Risk Factors/Chronic Conditions

<http://www.countyhealthrankings.org/vermont/windsor>

- Adult smokers – 18% (State average 19%)
- Adult obesity – 23% (State average 22%)
- Binge drinking – 14% (State average 17%)
- Uninsured Adults – 12% (State average 12%)

- Primary Care Provider Rate – 152 (State average 180)
- Preventable hospital stays – 75 (State average 57)
- Hospice use – 12% (State average 20%)
- Children under 18 in poverty – 16% (State average 12%)
- Single parent households – 8% (State average 9%)

Health Indicators

Access to primary care practitioners

Bennington County falls just 1.2 FTEs below the recommended level for all primary care practitioners. However, the recommended FTE for Internal Medicine (Adult Medicine) is short 4 FTEs of the recommended amount of 10 FTEs. (Source: SVAHEC 2009 Primary Care Survey, <http://www.med.uvm.edu/ahec/HP-DEPT.ASP?SiteAreaID=286>)

- 68% of providers report they are accepting new patients
- 81% of primary care physicians accept Medicaid/Medicare patients
- 84% of adults have health insurance (statewide is 86%). (Health Status Report 2008 Appendix)
http://healthvermont.gov/pubs/documents/HealthStatusRpt2008_appendix.pdf

Disease Rates (Health Status Report 2008.appendix)

http://healthvermont.gov/pubs/documents/HealthStatusRpt2008_appendix.pdf

- Heart disease death rate is 126 per 100,000 population (statewide average of 138)
- Stroke death rate of 58 per 10,000 (statewide average of 44)
- Adults with high blood pressure is 24 per 100,000 (statewide average is 23)
- 91% of pregnant women receive prenatal care in the first trimester (statewide is 90%)
- Low birth weight births (<5.5 lbs) is 6.7% (compared to 6.4% statewide)
- 19% of adults are obese (statewide is 21%)

Primary Care Federally Qualified Health Center

There is no Federally Qualified Health Centers in Bennington County at this time. Rutland County, just north of Bennington, hosts the Community Health Care Centers of the Rutland Region which include: Castleton Family Medical Center, Mettowee Valley Medical Center, Brandon Medical Center and Rutland Community Health Center.

Hospitals



Southwestern Vermont Medical Center is a 99-bed community hospital located in Bennington, Vermont. Services include: The Center for Minimally Invasive Surgery, the Birth Place, Sleep Testing, Orthopedic Surgery, Sports Rehabilitation, Imaging and X-Ray, Emergency Department, Laboratory, Hospitalists, Intensive Care, Renal Dialysis.

<http://svhealthcare.org/services/medical-center/>

United Counseling Service of Bennington County: Mental Health Services
100 Ledge Hill Drive, Bennington, VT 05201 www.ucsvt.org

Veterans Affairs Community-Based Outpatient Clinic (CBOC):

VA Bennington CBOC

186 North Street

Bennington, VT 05201

Phone:(802) 447-6913 Fax:(802) 442-2137

Services provided and arranged for through the Clinic:

- Primary care physicians; Electrocardiograms (EKG); Laboratory Tests; X-rays



Healthcare Workforce

<http://www.svahec.org/documents/2009PrimaryCareWorkforceSnapshot.pdf>

Bennington County:

Physicians by Specialty	Number of Physicians	Per County Recommended FTE per population	Actual FTE	Differences in FTE
Family Practice	18	11.9	15.1	3.2
Internal Medicine	6	10.2	6	-4.2
OB/GYN	3	3.3	3	-.03
Pediatrics	4	3.9	4	.01
TOTALS: 18 Primary Care Practices	31 physicians	29.3	28.1	-1.2

36% of physicians report practices closed to new patients in 2009.

Key State & Community Agencies

Vermont 2-1-1 Database contains information about available community resources for people throughout Vermont, including detailed data on health and human services. The Vermont 2-1-1 Database currently contains over 730 agencies, with more than 2,278 programs and 6,890 services. Vermont 2-1-1 currently welcomes new agencies, programs and services interested in joining our database. All agencies submitting information go through a review process which includes meeting the criteria of the Vermont 2-1-1 Inclusion/Exclusion Policy. To contact us, simply dial 2-1-1 (a local call from anywhere in Vermont), 1-866-652-4636 (toll free in Vermont) or call 1-802-652-4636 (from outside Vermont). Available 24 hours a day/seven days a week.

Bi-State Primary Care Association (Bi-State) is a private, 501(c)(3) nonprofit organization with a broad membership of thirty-three organization in Vermont and New Hampshire that provide and/or support community-based primary health care services. A “voice” for the medically underserved, Bi-State members include community health centers, rural health clinics, private and hospital-supported primary care practices, community action programs, health care for the homeless programs, area health education centers, clinics for the uninsured, and social service agencies. <http://www.bistatepca.org/>

Vermont Department of Health has a regional office located in Bennington. Communities served are: Arlington, Bennington, Dorset, Glastenbury, Landgrove, Manchester, Peru, Pownal, Readsboro, Rupert, Sandgate, Searsburg, Shaftsbury, Stamford, Sunderland, Winhall, Woodford. Services include Breastfeeding Mother to Mother Support, Children’s Integrated Services, Early and Periodic Screening, Diagnosis and Treatment (EPSDT), Eligibility Screening, Ladies First, and Vermont WIC.

More information at: <http://healthvermont.gov/local/district/Bennington.aspx>

BROC – Community Action in Southwestern Vermont. Services for the homeless.

- Rutland – 60 Center Street 1-800-717-BROC or 802-775-0878
- Bennington – 332 Orchard Road 802-447-7515

Southwestern Vermont Council on Aging A Community Organization which provides Older Americans Act services to elders and their families in Rutland and Bennington Counties. Coordinated services include: Senior Help-Line, Meals on Wheels, Case Management, Congregate Dinners, Advocacy, Transportation, Senior Companion Program, Health Insurance Counseling and Assistance and Care Giver Resources. Their offices are located in Rutland and Bennington. <http://www.svcoa.org/>

United Way of Bennington County

58 Bonnet Street

TD Bank Building, 2nd Floor

PO Box 1430

Manchester Center, VT 05255-1430

(802) 367-1155

Fax: 367-1156

Website: www.unitedwayofbenningtoncounty.org (Under Construction)

Email: uwbenncounty@yahoo.com

Vermont Palliative and End-of-Life Care Resource Connections

<http://www.vtpcrc.org/index> Resources available by County. Provides information about decisions and choices available to patients and their families when confronted with a life-threatening illness.


Colleges

Bennington College: Private liberal arts college located in Bennington. Major bachelor degree programs: Visual and performing arts, interdisciplinary studies, social sciences, English, languages. www.bennington.edu

Community College of Vermont is a public, two-year, open admission institution providing degree, transfer, occupational, and continuing education opportunities. It is a member of the Vermont State Colleges, and has 12 sites around the state, including one in Bennington. www.ccv.edu

Southern Vermont College: Private college located in Bennington. Major bachelor degree programs: Business, protective services, conservation, communications, public administration. www.svc.edu

Media, Recreation & Leisure



Bennington Banner : Daily: <http://www.benningtonbanner.com/>

The Manchester Journal : <http://www.manchesterjournal.com/>

Public Libraries: <http://www.publiclibraries.com/vermont.htm>

Vermont State Parks: <http://www.vtstateparks.com/index.htm>

